




**MONTHLY REPORT OF DISBURSEMENTS**  
For the month of April 2020

Department: DEPARTMENT OF TOURISM  
Entity Name: TOURISM PROMOTIONS BOARD  
Operating Unit: N/A  
Organization Code (UACS): 03104382  
Funding Source Code (as clustered): 103  
(e.g. Old Fund Code: 101,102, 151)

PARTICULARS	CURRENT YEAR BUDGET					PRIOR YEAR'S BUDGET											SUB-TOTAL	TRUST LIABILITIES				GRAND TOTAL					Remarks
	PS	MOOE	Fin. Exp	CO	TOTAL	PRIOR YEAR'S ACCOUNTS PAYABLE					CURRENT YEAR'S ACCOUNTS PAYABLE					TOTAL		PS	MOOE	CO	TOTAL	PS	MOOE	Fin. Exp	CO	TOTAL	
						PS	MOOE	Fin. Exp	CO	Sub-Total	PS	MOOE	Fin. Exp	CO	Sub-Total												
1	2	3	4	5	6=(2+3+4+5)	7	8	9	10	11=(7+8+9+10)	12	13	14	15	16=(12+13+14+15)	17=(11+16)	18=(6+17)	19	20	21	22=(19+20+21)	23	24	25	26	27=(23+24+25+26)	28
<b>Notice of Cash Allocation (NCA)</b>	520,074.87	19,958,792.02			20,478,866.89	-	8,898,804.38	-		8,898,804.38	5,029,213.26	29,279,450.63	-		34,308,663.89	43,207,468.27	63,686,335.16					5,549,288.13	58,137,047.03		-	63,686,335.16	
MDS Checks Issued	86,700.00	5,632,608.04			5,719,308.04		8,898,804.38			8,898,804.38	255,000.00	9,749,905.76			10,004,905.76	18,903,710.14	24,623,018.18					341,700.00	783,473.24		-	1,125,173.24	
Advice to Debit Account	433,374.87	14,326,183.98			14,759,558.85						4,774,213.26	19,529,544.87			24,303,758.13	24,303,758.13	39,063,316.98					5,207,588.13	1,789,659.91		-	6,997,248.04	
<b>Working Fund (NCA issued to BTR)</b>																											
<b>Tax Remittance Advices Issued (TRA)</b>																											
<b>Cash Disbursement Ceiling (CDC)</b>																											
<b>Non-Cash Availment Authority (NCAA)</b>																											
<b>Others (CDT, BTR Does Stamp, etc.)</b>																											
<b>TOTAL</b>	520,074.87	19,958,792.02			20,478,866.89	-	8,898,804.38	-		8,898,804.38	5,029,213.26	29,279,450.63	-		34,308,663.89	43,207,468.27	8,224,209.49					5,549,288.13	58,137,047.03			63,686,335.16	
<b>MAY</b>																											
Notice of Cash Allocation					-																						
MDS Checks Issued					-																						
Advice to Debit Account					-																						
Tax Remittance Advices Issued					-																						
Cash Disbursement Ceiling					-																						
Non-Cash Availment Authority					-																						
Others (CDT, Does Stamp, etc.)					-																						
<b>TOTAL</b>	-	-			-	-	-	-	-	-	-	-	-	-	-	-	-	-	-	-	-	-	-	-	-	-	-
<b>JUNE</b>																											
Notice of Cash Allocation					-																						
MDS Checks Issued					-																						
Advice to Debit Account					-																						
Tax Remittance Advices Issued					-																						
Cash Disbursement Ceiling					-																						
Non-Cash Availment Authority					-																						
Others (CDT, Does Stamp, etc.)					-																						
<b>TOTAL</b>	-	-			-	-	-	-	-	-	-	-	-	-	-	-	-	-	-	-	-	-	-	-	-	-	-
<b>2ND QUARTER</b>																											
Notice of Cash Allocation	520,074.87	19,958,792.02			20,478,866.89	-	8,898,804.38	-		8,898,804.38	5,029,213.26	29,279,450.63	-		34,308,663.89	43,207,468.27	63,686,335.16					5,549,288.13	58,137,047.03			63,686,335.16	
MDS Checks Issued	86,700.00	5,632,608.04			5,719,308.04	-	8,898,804.38	-		8,898,804.38	255,000.00	9,749,905.76	-		10,004,905.76	18,903,710.14	24,623,018.18					341,700.00	783,473.24			1,125,173.24	
Advice to Debit Account	433,374.87	14,326,183.98			14,759,558.85	-		-			4,774,213.26	19,529,544.87	-		24,303,758.13	24,303,758.13	39,063,316.98					5,207,588.13	1,789,659.91			6,997,248.04	
Tax Remittance Advices Issued																											
Cash Disbursement Ceiling																											
Non-Cash Availment Authority																											
Others (CDT, Does Stamp, etc.)																											
<b>GRAND TOTAL</b>	520,074.87	19,958,792.02			20,478,866.89	-	8,898,804.38	-		8,898,804.38	5,029,213.26	29,279,450.63	-		34,308,663.89	43,207,468.27	63,686,335.16	-	-	-	-	5,549,288.13	58,137,047.03			63,686,335.16	

SUMMARY:	Previous Report			This month (April)			As of Date			Previous Report			This month (Jan)			As of Date		
	Total Disbursement Authorities Received	NCA	Working Fund	Total Disbursement Authorities Available	Less: Lapsed NCA Disbursements *	Balance of Disbursements Authorities as of to date	Total Disbursements Program	Less: * Lapsed NCA	Less: * Actual Disbursements (Over)/Under spending	Total Disbursements Program	Less: * Lapsed NCA	Less: * Actual Disbursements (Over)/Under spending	Total Disbursements Program	Less: * Lapsed NCA	Less: * Actual Disbursements (Over)/Under spending			
Total Disbursement Authorities Received	2,725,304,581.00			-		2,725,304,581	2,725,304,581		2,725,304,581	2,725,304,581			2,725,304,581					
NCA																		
Working Fund																		
TRA																		
CDC																		
NCAA																		
Others (CDT, BTR Does Stamp, etc.)																		
Less: Notice of Transfer Allocations (NTA)* issued																		
<b>Total Disbursements Authorities Available</b>	2,725,304,581.00			-		2,725,304,581.00												
Less: Lapsed NCA Disbursements *	19,215,113.00					19,215,113.00												
Disbursements *	1,398,879,938.93					1,462,566,274.09	63,686,335.16		1,398,879,939			63,686,335.16		1,462,566,274				
<b>Balance of Disbursements Authorities as of to date</b>	1,307,209,529.07					1,243,523,193.91	(63,686,335.16)		1,307,209,529.07			(63,686,335.16)		1,243,523,193.91				

Notes: The use of NTA is discouraged  
\* Amounts should tally

 <b>IRENE U. FRANCISCO</b> Acting Head, Accounting Division Date: 28 July 2020	Certified Correct:	 <b>JERON C. TOMOLING</b> Acting Head, Finance Department Date: 28 July 2020	Recommending Approval:	 <b>LEAH MARIE C. SY</b> Acting ODCOO, Corporate Affairs Date: 28 July 2020	Approved By:	 <b>MARIA ANTHONETTE C. VELASCO-ALLONES</b> Chief Operating Officer Date: 28 August 2020
--	--------------------	--	------------------------	---	--------------	--