

MONTHLY REPORT OF DISBURSEMENTS
For the month of February 2020

Department: DEPARTMENT OF TOURISM
Entity Name: TOURISM PROMOTIONS BOARD
Operating Unit: N/A
Organization Code (UACS): 03104382
Funding Source Code (as clustered): 103
(e.g. Old Fund Code: 101,102, 151)

| PARTICULARS | CURRENT YEAR BUDGET | | | | | PRIOR YEAR'S BUDGET | | | | | | | | | | | SUB-TOTAL | TRUST LIABILITIES | | | | GRAND TOTAL | | | | | Remarks |
|--------------------------------------------|---------------------|--------------|----------|----|---------------|-------------------------------|---------------|----------|----|---------------|---------------------------------|---------------|----------|------------|------------------|----------------|----------------|-------------------|-----------|----|---------------|---------------|---------------|----------|---------|------------------|---------|
| | PS | MOOE | Fin. Exp | CO | TOTAL | PRIOR YEAR'S ACCOUNTS PAYABLE | | | | | CURRENT YEAR'S ACCOUNTS PAYABLE | | | | | TOTAL | | PS | MOOE | CO | TOTAL | PS | MOOE | Fin. Exp | CO | TOTAL | |
| | | | | | | PS | MOOE | Fin. Exp | CO | Sub-Total | PS | MOOE | Fin. Exp | CO | Sub-Total | | | | | | | | | | | | |
| 1 | 2 | 3 | 4 | 5 | 6=(2+3+4+5) | 7 | 8 | 9 | 10 | 11=(7+8+9+10) | 12 | 13 | 14 | 15 | 16=(12+13+14+15) | 17=(11+16) | 18=(6+17) | 19 | 20 | 21 | 22=(19+20+21) | 23 | 24 | 25 | 26 | 27=(23+24+25+26) | 28 |
| Notice of Cash Allocation (NCA) | 5,651,076.34 | 2,573,133.15 | | | 8,224,209.49 | 152,670.48 | 17,255,724.32 | - | - | 17,408,394.80 | 5,563,727.23 | 48,036,424.13 | - | - | 53,600,151.36 | 71,008,546.16 | 79,232,755.65 | | | | | 11,367,474.05 | 67,865,281.60 | | - | 79,232,755.65 | |
| MDS Checks Issued | 380,820.54 | 783,473.24 | | | 1,164,293.78 | 7,967.64 | 5,565,713.02 | | | 5,573,680.66 | 331,254.35 | 741,710.81 | | | 1,072,965.16 | 6,646,645.82 | 7,810,939.60 | | | | | 720,042.53 | 783,473.24 | | - | 1,503,515.77 | |
| Advice to Debit Account | 5,270,255.80 | 1,789,659.91 | | | 7,059,915.71 | 144,702.84 | 11,690,011.30 | | | 11,834,714.14 | 5,232,472.88 | 47,294,713.32 | | | 52,527,186.20 | 64,361,900.34 | 71,421,816.05 | | | | | 10,647,431.52 | 1,789,659.91 | | - | 12,437,091.43 | |
| Working Fund (NCA issued to BTR) | | | | | | | | | | | | | | | | | | | | | | | | | | | |
| Tax Remittance Advices Issued (TRA) | | | | | | | | | | | | | | | | | | | | | | | | | | | |
| Cash Disbursement Ceiling (CDC) | | | | | | | | | | | | | | | | | | | | | | | | | | | |
| Non-Cash Availment Authority (NCAA) | | | | | | | | | | | | | | | | | | | | | | | | | | | |
| Others (CDT, BTR Does Stamp, etc.) | | | | | | | | | | | | | | | | | | | | | | | | | | | |
| TOTAL | 5,651,076.34 | 2,573,133.15 | | | 8,224,209.49 | 152,670.48 | 17,255,724.32 | - | - | 17,408,394.80 | 5,563,727.23 | 48,036,424.13 | - | - | 53,600,151.36 | 71,008,546.16 | 79,232,755.65 | | | | | 11,367,474.05 | 67,865,281.60 | | - | 79,232,755.65 | |
| FEBRUARY | | | | | | | | | | | | | | | | | | | | | | | | | | | |
| Notice of Cash Allocation | 11,483,449.09 | 6,170,029.99 | | | 17,653,479.08 | 1,101,209.60 | 71,514,031.90 | - | - | 72,615,241.50 | 5,665,190.46 | 47,102,918.17 | - | 976,000.06 | 53,744,108.69 | 126,359,350.19 | 144,012,829.27 | - | 85,800.00 | - | 85,800.00 | 18,249,849.15 | ##### | | 976,000 | ##### | |
| MDS Checks Issued | 253,376.75 | 4,923,569.69 | | | 5,176,946.44 | 20,007.87 | 69,828,376.10 | | | 69,848,376.97 | 133,804.74 | 3,793,076.62 | | 976,000.06 | 4,902,881.42 | 74,751,258.39 | 79,928,204.83 | | 85,800.00 | | 85,800.00 | 407,189.36 | 88,630,815.41 | | 976,000 | 80,014,004.83 | |
| Advice to Debit Account | 11,230,072.34 | 1,246,460.30 | | | 12,476,532.64 | 1,081,201.73 | 1,685,662.80 | | | 2,766,864.53 | 5,531,385.72 | 43,309,841.55 | | - | 48,841,227.27 | 51,608,091.80 | 64,084,624.44 | | | | | 17,842,659.79 | 46,241,964.65 | | - | 64,084,624.44 | |
| Tax Remittance Advices Issued | | | | | | | | | | | | | | | | | | | | | | | | | | | |
| Cash Disbursement Ceiling | | | | | | | | | | | | | | | | | | | | | | | | | | | |
| Non-Cash Availment Authority | | | | | | | | | | | | | | | | | | | | | | | | | | | |
| Others (CDT, Does Stamp, etc.) | | | | | | | | | | | | | | | | | | | | | | | | | | | |
| TOTAL | 11,483,449.09 | 6,170,029.99 | | | 17,653,479.08 | 1,101,209.60 | 71,514,031.90 | - | - | 72,615,241.50 | 5,665,190.46 | 47,102,918.17 | - | 976,000.00 | 53,744,108.69 | 126,359,350.19 | 144,012,829.27 | | 85,800.00 | | 85,800.00 | 18,249,849.15 | ##### | | 976,000 | 144,098,629 | |
| MARCH | | | | | | | | | | | | | | | | | | | | | | | | | | | |
| Notice of Cash Allocation | | | | | - | | | | | - | | | | | | | | | | | | | | | | | |
| MDS Checks Issued | | | | | - | | | | | - | | | | | | | | | | | | | | | | | |
| Advice to Debit Account | | | | | - | | | | | - | | | | | | | | | | | | | | | | | |
| Tax Remittance Advices Issued | | | | | - | | | | | - | | | | | | | | | | | | | | | | | |
| Cash Disbursement Ceiling | | | | | - | | | | | - | | | | | | | | | | | | | | | | | |
| Non-Cash Availment Authority | | | | | - | | | | | - | | | | | | | | | | | | | | | | | |
| Others (CDT, Does Stamp, etc.) | | | | | - | | | | | - | | | | | | | | | | | | | | | | | |
| TOTAL | | | | | - | | | | | - | | | | | | | | | | | | | | | | | |
| 1ST QUARTER | | | | | | | | | | | | | | | | | | | | | | | | | | | |
| Notice of Cash Allocation | 17,134,525.43 | 8,743,163.14 | | | 25,877,688.57 | 1,253,880.08 | 88,769,756.22 | - | - | 90,023,636.30 | 11,228,917.69 | 95,139,342.30 | - | 976,000.06 | 107,344,260.05 | 197,367,896.35 | 223,245,584.92 | | | | | 29,617,323.20 | ##### | | 976,000 | ##### | |
| MDS Checks Issued | 634,197.29 | 5,707,042.93 | | | 6,341,240.22 | 27,975.51 | 75,394,082.12 | | | 75,422,057.63 | 465,059.09 | 4,534,787.43 | | 976,000.06 | 5,975,846.58 | 81,397,904.21 | 87,739,144.43 | | | | | 1,127,231.89 | 85,635,912.48 | | 976,000 | 87,739,144.43 | |
| Advice to Debit Account | 16,500,328.14 | 3,036,120.21 | | | 19,536,448.35 | 1,225,904.57 | 13,375,674.10 | | | 14,601,578.67 | 10,763,858.60 | 90,604,554.87 | | - | 101,368,413.47 | 115,969,992.14 | 135,506,440.49 | | | | | 28,490,091.31 | ##### | | - | ##### | |
| Tax Remittance Advices Issued | | | | | | | | | | | | | | | | | | | | | | | | | | | |
| Cash Disbursement Ceiling | | | | | | | | | | | | | | | | | | | | | | | | | | | |
| Non-Cash Availment Authority | | | | | | | | | | | | | | | | | | | | | | | | | | | |
| Others (CDT, Does Stamp, etc.) | | | | | | | | | | | | | | | | | | | | | | | | | | | |
| GRAND TOTAL | 17,134,525.43 | 8,743,163.14 | | | 25,877,688.57 | 1,253,880.08 | 88,769,756.22 | - | - | 90,023,636.30 | 11,228,917.69 | 95,139,342.30 | - | 976,000.06 | 107,344,260.05 | 197,367,896.35 | 223,245,584.92 | | 85,800.00 | | 85,800.00 | 29,617,323.20 | ##### | | 976,000 | ##### | |


| SUMMARY: | As of Date | | | Total Disbursements Program | As of Date | | |
|-----------------------------------------------------------|------------------|------------------|------------------|------------------------------|------------------|------------------|------------|
| | Previous Report | This month (Feb) | As of Date | | Previous Report | This month (Feb) | As of Date |
| Total Disbursement Authorities Received | 2,486,526,581.00 | 253,672,000.00 | 2,486,526,581 | 2,486,526,581 | | 2,486,526,581 | |
| NCA | 2,486,526,581.00 | ##### | 2,486,526,581 | Less: * Lapsed NCA | 19,215,113 | 19,215,113 | |
| Working Fund | | | | Less: * Actual Disbursements | 1,395,899,922 | 1,539,912,751 | |
| TRA | | | | (Over)/Under spending | 1,071,411,546.35 | (144,012,829.27) | |
| CDC | | | | | | | |
| NCAA | | | | | | | |
| Others (CDT, BTR Does Stamp, etc.) | | | | | | | |
| Less: Notice of Transfer Allocations (NTA)* issued | | | | | | | |
| Total Disbursements Authorities Available | 2,486,526,581.00 | 253,672,000.00 | 2,740,198,581.00 | | | | |
| Less: Lapsed NCA | 19,215,113.00 | | 19,215,113.00 | | | | |
| Disbursements * | 1,395,899,921.65 | 144,012,829.27 | 1,539,912,750.92 | | | | |
| Balance of Disbursements Authorities as of to date | 1,071,411,546.35 | 109,659,170.73 | 1,181,070,717.08 | | | | |


Notes: The use of NTA is discouraged
* Amounts should tally


Certified Correct:

Recommending Approval:

Approved By:


IRENE U. FRANCISCO
Acting Head, Accounting Division
Date: 28 July 2020


JERISON G. TOMOLING
Acting Head, Finance Department
Date: 28 July 2020


LEAH MARIE C. SY
Acting ODCOO, Corporate Affairs
Date: 28 July 2020


MARIA ANTHONETTE C. VELASCO-ALLONES
Chief Operating Officer
Date: 28 August 2020