

MONTHLY REPORT OF DISBURSEMENTS
For the month of August 2020


Department: DEPARTMENT OF TOURISM
Entity Name: TOURISM PROMOTIONS BOARD
Operating Unit: N/A
Organization Code (OACS): 031043B2
Funding Source Code (as clustered): 103
(e.g. Old Fund Code: 101, 102, 103)


PARTICULARS	CURRENT YEAR BUDGET						PRIOR YEARS BUDGET										SUB-TOTAL	TRUST LIABILITIES				GRAND TOTAL					Remarks
	PS	MOOE	Fin Exp	CO	TOTAL	PRIOR YEARS ACCOUNTS PAYABLE					CURRENT YEARS ACCOUNTS PAYABLE					TOTAL		PS	MOOE	CO	TOTAL	PS	MOOE	Fin Exp	CO	TOTAL	
						PS	MOOE	Fin Exp	CO	Sub-Total	PS	MOOE	Fin Exp	CO	Sub-Total												
1	2	3	4	5	6 (2+3+4+5)	7	8	9	10	11 (7+8+9+10)	12	13	14	15	16 (12+13+14+15)	17 (11-16)	18 (6-17)	19	20	21	22 (19-20-21)	23	24	25	26	27 (23-24-25-26)	28
Notice of Cash Allocation (NCA)	5,177,791.96	7,513,702.99			12,691,494.94		155,490,136.84			155,490,136.84	1,860,687.74				1,860,687.74	157,350,824.58	170,047,319.52					7,038,479.70	160,003,839.82			170,047,319.52	
MDS Checks Issued	168,305.46	4,662,313.24			4,830,618.70		137,273,358.61			137,273,358.61	192,120.18				192,120.18	137,465,478.79	142,296,699.49					360,425.64	783,473.24			1,143,898.88	
Advice to Debit Account	5,009,486.50	2,851,389.74			7,860,876.24		18,216,778.23			18,216,778.23	1,668,567.56				1,668,567.56	19,885,345.79	27,746,222.03					6,678,054.06	1,789,659.91			8,467,713.97	
Working Fund (NCA Issued to ITR)																											
Tax Remittance Advances Issued (TRA)																											
Cash Disbursement Ceiling (CDC)																											
Non-Cash Availment Authority (NCAA)																											
Others (CDT, ITR Does Stamp, etc.)																											
TOTAL	5,177,791.96	7,513,702.99			12,691,494.94		155,490,136.84			155,490,136.84	1,860,687.74				1,860,687.74	157,350,824.58	170,047,319.52					7,038,479.70	160,003,839.82			170,047,319.52	
AUGUST																											
Notice of Cash Allocation	3,420,110.20	26,784,482.90			30,204,593.10					3,809,512.24	15,740,649.85				19,550,162.09	19,550,162.09	49,754,755.19					7,229,622.44	42,525,132.75			49,754,755.19	
MDS Checks Issued	366,701.26	10,367,732.78			10,931,137.01					147,366.58	12,282,816.38				12,430,182.96	12,430,182.96	23,364,620.00					514,070.83	22,850,549.16			23,364,620.00	
Advice to Debit Account	3,053,405.94	16,216,750.12			19,270,156.06					3,662,145.66	3,457,833.47				7,119,979.13	7,119,979.13	26,390,135.19					6,715,551.60	19,674,583.59			26,390,135.19	
Tax Remittance Advances Issued																											
Cash Disbursement Ceiling																											
Non-Cash Availment Authority																											
Others (CDT, Does Stamp, etc.)																											
TOTAL	3,420,110.20	26,784,482.90			30,204,593.10					3,809,512.24	15,740,649.85				19,550,162.09	19,550,162.09	49,754,755.19					7,229,622.44	42,525,132.75			49,754,755.19	
SEPTEMBER																											
Notice of Cash Allocation																											
MDS Checks Issued																											
Advice to Debit Account																											
Tax Remittance Advances Issued																											
Cash Disbursement Ceiling																											
Non-Cash Availment Authority																											
Others (CDT, Does Stamp, etc.)																											
TOTAL																											
3RD QUARTER																											
Notice of Cash Allocation	8,597,992.16	34,298,185.88			42,896,088.04		155,490,136.84			155,490,136.84	5,670,199.98				21,410,849.83	176,900,986.67	219,797,074.71					14,268,102.14	205,528,972.57			219,797,074.71	
MDS Checks Issued	535,009.72	15,230,046.02			15,765,055.74		137,273,358.61			137,273,358.61	339,486.76				12,622,303.14	149,893,661.73	165,660,717.49					874,496.48	164,786,221.01			165,660,717.49	
Advice to Debit Account	8,062,892.44	19,068,139.86			27,131,032.30		18,216,778.23			18,216,778.23	5,330,713.22				8,788,546.69	27,005,324.92	54,136,357.22					13,393,605.66	40,742,751.56			54,136,357.22	
Tax Remittance Advances Issued																											
Cash Disbursement Ceiling																											
Non-Cash Availment Authority																											
Others (CDT, Does Stamp, etc.)																											
TOTAL	8,597,992.16	34,298,185.88			42,896,088.04		155,490,136.84			155,490,136.84	5,670,199.98				21,410,849.83	176,900,986.67	219,797,074.71					14,268,102.14	205,528,972.57			219,797,074.71	
GRAND TOTAL	8,597,992.16	34,298,185.88			42,896,088.04		155,490,136.84			155,490,136.84	5,670,199.98				21,410,849.83	176,900,986.67	219,797,074.71					14,268,102.14	205,528,972.57			219,797,074.71	


SUMMARY:

	Previous Report	This month (Aug)	As of Date	Previous Report	This month (Aug)	As of Date
Total Disbursement Authorities Received	2,978,976,581.00		2,978,976,581	2,978,976,581		
NCA	2,978,976,581.00		2,978,976,581			
Working Fund						
TRA						
CDC						
NCAA						
Others (CDT, ITR Does Stamp, etc.)						
Less: Notice of Transfer Allocations (NTA)* Issued						
Total Disbursements Authorities Available	2,978,976,581.00		2,978,976,581.00	2,978,976,581.00		
Less: Liquid NCA	19,215,113.00		19,215,113.00			
Disbursements *	2,635,100,889.00	49,754,755.19	2,684,855,644.19	2,635,100,889.00	49,754,755.19	2,684,855,644.19
Balance of Disbursements Authorities as of to date	324,651,479.00	(49,754,755.19)	274,896,723.81	324,651,479.00	(49,754,755.19)	274,896,723.81

Notes: The use of NTA is discouraged
* Intentionally not fully

Certified Correct: 
 Acting Head, Accounting Division
 Date: _____

Recommending Approval: 
 Acting Head, Finance Department
 Date: _____

Approved By: 
 MARIA ANTHONETTE C. VELASCO-ALLOANES
 Chief Operating Officer
 Date: _____