


MONTHLY REPORT OF DISBURSEMENTS
For the month of December 2020


Department: DEPARTMENT OF TOURISM
Entity Name: TOURISM PROMOTIONS BOARD
Operating Unit: N/A
Organization Code (UACS): 03104382
Funding Source Code (as clustered): 103
(e.g. Old Fund Code: 101,102, 151)


PARTICULARS	CURRENT YEAR BUDGET					PRIOR YEAR'S BUDGET											SUB-TOTAL	TRUST LIABILITIES				GRAND TOTAL					Remarks			
	PS	MOOE	Fin. Exp	CO	TOTAL	PRIOR YEARS ACCOUNTS PAYABLE					CURRENT YEARS ACCOUNTS PAYABLE							PS	MOOE	CO	TOTAL	PS	MOOE	Fin. Exp	CO	TOTAL				
						PS	MOOE	Fin. Exp	CO	Sub-Total	PS	MOOE	Fin. Exp	CO	Sub-Total	TOTAL														
1	2	3	4	5	6=(2+3+4+5)	7	8	9	10	11=(7+8+9+10)	12	13	14	15	16=(12+13+14+15)	17=(11+16)	18=(6+17)	19	20	21	22=(19+20+21)	23	24	25	26	27=(23+24+25+26)	28			
Notice of Cash Allocation (NCA)	6,494,593.97	66,713,558.31			73,208,152.28	-	-	-	-	-	-	-	-	-	-	-	73,208,152.28					6,494,593.97	66,713,558.31			73,208,152.28				
MDS Checks Issued	652,063.60	9,982,051.52			10,634,118.12	-	-	-	-	-	-	-	-	-	-	-	10,634,118.12					652,063.60	783,473.24			1,435,536.84				
Advice to Debit Account	5,842,530.37	56,731,503.79			62,574,034.16	-	-	-	-	-	-	-	-	-	-	-	62,574,034.16					5,842,530.37	1,789,659.91			7,632,190.28				
Working Fund (NCA Issued to BTr)																														
Tax Remittance Advices Issued (TRA)																														
Cash Disbursement Ceiling (CDC)																														
Non-Cash Availment Authority (NCAA)																														
Others (CDT, BTr Docs Stamp, etc.)																														
TOTAL	6,494,593.97	66,713,558.31			73,208,152.28												8,224,289.49					6,494,593.97	66,713,558.31			73,208,152.28				
NOVEMBER																														
Notice of Cash Allocation	11,921,269.25	77,935,117.43			89,856,386.68	-	56,985,944.23	-	-	56,985,944.23	-	-	-	-	-	-	56,985,944.23	146,842,330.91				11,921,269.25	134,921,061.66			146,842,330.91				
MDS Checks Issued	381,215.68	6,112,511.17			6,493,726.85	-	-	-	-	-	-	-	-	-	-	-	6,493,726.85	-				381,215.68	783,473.24			1,164,688.92				
Advice to Debit Account	11,540,053.57	71,822,606			83,362,659.83	-	56,985,944.23	-	-	56,985,944.23	-	-	-	-	-	-	56,985,944.23	140,348,604.06				11,540,053.57	1,789,659.91			13,329,713.48				
Tax Remittance Advices Issued																														
Cash Disbursement Ceiling																														
Non-Cash Availment Authority																														
Others (CDT, Docs Stamp, etc.)																														
TOTAL	11,921,269.25	77,935,117.43			89,856,386.68		56,985,944.23			56,985,944.23							56,985,944.23	146,842,330.91				11,921,269.25	134,921,061.66			146,842,330.91				
DECEMBER																														
Notice of Cash Allocation	19,796,859.99	444,231,990.11			464,028,850.10	-	49,548,709.70	-	-	49,548,709.70	-	-	-	-	-	-	49,548,709.70	513,577,559.80				19,796,859.99	493,780,699.81			513,577,559.80				
MDS Checks Issued	1,105,500.69	120,225,171.79			121,330,672.48	-	20,645,240.45	-	-	20,645,240.45	-	-	-	-	-	-	20,645,240.45	141,975,912.93				1,105,500.69	783,473.24			1,888,973.93				
Advice to Debit Account	18,691,359.30	324,006,818.32			342,698,177.62	-	28,903,469.25	-	-	28,903,469.25	-	-	-	-	-	-	28,903,469.25	371,601,646.87				18,691,359.30	1,789,659.91			20,481,019.21				
Tax Remittance Advices Issued																														
Cash Disbursement Ceiling																														
Non-Cash Availment Authority																														
Others (CDT, Docs Stamp, etc.)																														
TOTAL	19,796,859.99	444,231,990.11			464,028,850.10		49,548,709.70			49,548,709.70							49,548,709.70	513,577,559.80				19,796,859.99	493,780,699.81			513,577,559.80				
1TH QUARTER																														
Notice of Cash Allocation	38,212,723.21	588,880,665.85			627,093,389.06	-	106,534,653.93	-	-	106,534,653.93	-	-	-	-	-	-	106,534,653.93	733,628,042.99				38,212,723.21	695,415,319.78			733,628,042.99				
MDS Checks Issued	2,138,779.97	136,319,737.48			138,458,517.45	-	20,645,240.45	-	-	20,645,240.45	-	-	-	-	-	-	20,645,240.45	159,103,757.90				2,138,779.97	783,473.24			2,922,253.21				
Advice to Debit Account	36,073,943.24	452,560,928.37			488,634,871.61	-	85,889,413.48	-	-	85,889,413.48	-	-	-	-	-	-	85,889,413.48	574,524,285.09				36,073,943.24	1,789,659.91			37,863,603.15				
Tax Remittance Advices Issued																														
Cash Disbursement Ceiling																														
Non-Cash Availment Authority																														
Others (CDT, Docs Stamp, etc.)																														
TOTAL	38,212,723.21	588,880,665.85			627,093,389.06		106,534,653.93			106,534,653.93							106,534,653.93	733,628,042.99				38,212,723.21	695,415,319.78			733,628,042.99				


SUMMARY:	Previous Report	This month (December)	As of Date	Previous Report	This month (December)	As of Date
Total Disbursement Authorities Received	3,592,938,581.00	-	3,592,938,581	3,592,938,581	-	3,592,938,581.00
NCA	3,592,938,581.00	-	3,592,938,581	3,592,938,581	-	3,592,938,581.00
Working Fund						
TRA						
CDC						
NCAA						
Others (CDT, BTr Docs Stamp, etc.)						
Less: Notice of Transfer Allocations (NTA)* issued						
Total Disbursements Authorities Available	3,592,938,581.00	-	3,592,938,581.00	3,592,938,581.00	-	3,592,938,581.00
Less: Lapsed NCA	24,232,118.50		24,232,118.50	24,232,118.50		24,232,118.50
Disbursements *	3,004,351,161.80	513,577,559.80	3,517,928,721.60	3,004,351,161.80	513,577,559.80	3,517,928,721.60
Balance of Disbursements Authorities as of date	564,355,300.70	(513,577,559.80)	50,777,740.90	564,355,300.70	(513,577,559.80)	50,777,740.90

Notes: The use of NTA is discouraged
* Intentional should tally

Certified Correct: 
IRENE J. FRANCISCO
Financial Analyst III, Accounting Division
Date

Recommending Approval: 
MARILITO D. RODRIGUEZ
Manager, Finance Department
Date

Approved By: 
MARIA ANTHONETTE C. VELASCO-ALLONES
Chief Operating Officer
Date


JOCELYN PATRICIA L. DECO
Deputy Chief Operating Officer for Corporate Affairs
Date