



## "ANNEX A"

### DEPARTMENT OF ENERGY

Energy Center, Rizal Drive, Bonifacio Global City, Taguig City  
Telefax: (632) 8840-2243, Email: doe.gemp@gmail.com

### GOVERNMENT ENERGY MANAGEMENT PROGRAM Monthly Electricity Consumption Report 2021 January 2022

**Agency:** Tourism Promotions Board

**Telephone Nos.:** +63 2 8525.9318 to 27

**Address:** 4th Floor, Legaspi Towers 300, Roxas Blvd corner P. Ocampo, Sr. St., Malate, Manila

**Fax Nos.:** +63 2 8521.6165 /8828.3314

**Region:** National Capital Region

A	B	C	D	E	F	G
Month	Monthly Consumption Baseline, 2019	Building Description	Gross Area (square meters)	Air-Conditioned Area (square meters)	Number of Occupants	Monthly Consumption, kWh
January	25,840.10	Office spaces (11 units)	2,507.23	2,226.68	39	10,930.00
February						
March						
April						
May						
June						
July						
August						
September						
October						
November						
December						
Average					39	10,930.00

Prepared by:

  
LEAH MARIE O'SY

Acting Head, Administrative Department  
Energy Efficiency and Conservation Focal Person

Noted by:

  
JOCELYN PATRICE L. DECO

Deputy Chief Operating Officer for Corporate Affairs  
Energy Efficiency and Conservation Officer



"ANNEX B1"

DEPARTMENT OF ENERGY  
Energy Center, Rizal Drive, Bonifacio Global City, Taguig City  
Telefax: (632) 8840-2243, Email: doe.gemp@gmail.com

GOVERNMENT ENERGY MANAGEMENT PROGRAM  
Monthly Electricity Consumption Report 2021  
January 2022

Agency : Tourism Promotions Board

Telephone Nos.: +63 2 8525.9318 to 27

Address : 4th Floor, Legaspi Towers 300, Roxas Blvd corner P. Ocampo, Sr. St., Malate, Manila

Fax Nos.: +63 2 8521.6165 /8828.3314

A	B	C	D	E	F	G	H
Building Description	Gross Area (square meters)	Air-Conditioned Area (square meters)	Number of Occupants	January - June 2019 Average Monthly Consumption, kWh	Monthly Consumption, kWh	Monthly Savings*	
						kWh	Percent, %
Office spaces (11 units)	2,507.23	2,226.68	39 *	25,840.10	10,930.00	14,910.10	58%

\* average number of occupants in January 2022

(Add rows when necessary)

kWh Savings (G) = E - F

% Savings (H) =  $\frac{G}{E} \times 100$

Prepared by:

  
JOCELYN PATRICE L. DECO  
Energy Conservation Officer



## "ANNEX B"

**DEPARTMENT OF ENERGY**  
Energy Center, Rizal Drive, Bonifacio Global City, Taguig City  
Telefax: (632) 8840-2243, Email: doe.gemp@gmail.com

**GOVERNMENT ENERGY MANAGEMENT PROGRAM**  
**Monthly Fuel Consumption Report 2021**  
January 2022

**Agency:** Tourism Promotions Board

**Telephone Nos.:** +63 2 8525.9318 to 27

**Address:** 4th Floor, Legaspi Towers 300, Roxas Blvd corner P. Ocampo, Sr. St., Malate, Manila

**Fax Nos.:** +63 2 8521.6165 /8828.3314

**Region:** National Capital Region

Month	Monthly Consumption Baseline, 2019						Monthly Consumption, 2022					
	GASOLINE			DIESEL			GASOLINE			DIESEL		
	Gasoline liters	Total Km Travelled	Km/Liter	Diesel liters	Total Km Travelled	Km/Liter	Gasoline liters	Total Km Travelled	Km/Liter	Diesel liters	Total Km Travelled	Km/Liter
January	1,132.91	no data available	no data available	523.77	no data available	no data available	1,233.71	13,419.00	10.88	450.00	4,602.00	10.23
February	1,280.98	no data available	no data available	369.29	no data available	no data available						
March	1,683.17	no data available	no data available	332.55	no data available	no data available						
April	1,506.91	no data available	no data available	257.31	no data available	no data available						
May	1,806.20	no data available	no data available	487.12	no data available	no data available						
June	1,472.94	no data available	no data available	536.82	no data available	no data available						
July	1,580.98	no data available	no data available	461.69	no data available	no data available						
August	1,015.39	no data available	no data available	757.12	no data available	no data available						
September	1,368.66	no data available	no data available	718.21	no data available	no data available						
October	1,545.94	no data available	no data available	451.39	no data available	no data available						
November	1,266.94	no data available	no data available	665.91	no data available	no data available						
December	1,216.48	no data available	no data available	440.68	no data available	no data available						
<b>Total</b>	<b>16,877.50</b>			<b>6,001.86</b>			<b>1,233.71</b>			<b>450.00</b>		

**Note:** The information contained in this report is for the above-named facility only.

**Prepared by:**

  
**LEAH MARIE C. SY**

Acting Head, Administrative Department  
Energy Efficiency and Conservation Focal Person

**Noted by:**

  
**JOCELYN PATRICE L. DECO**

Deputy Chief Operating Officer for Corporate Affairs  
Energy Efficiency and Conservation Officer



**"ANNEX B2"**

**DEPARTMENT OF ENERGY**  
Energy Center, Rizal Drive, Bonifacio Global City, Taguig City  
Telefax: (632) 8840-2243, Email: doe.gemp@gmail.com

**GOVERNMENT ENERGY MANAGEMENT PROGRAM**  
**Monthly Fuel Consumption Report 2021**  
**January 2022**

**Agency :** Tourism Promotions Board

**Telephone Nos.:** +63 2 8525.9318 to 27

**Address :** 4th Floor, Legaspi Towers 300, Roxas Blvd corner P. Ocampo, Sr. St., Malate, Manila

**Fax Nos.:** +63 2 8521.6165 /8828.3314

January - June 2019 Average Monthly Consumption		Monthly Fuel Consumption		Monthly Savings		Percent Savings	
Gasoline, liters	Diesel, liters	Gasoline, liters	Diesel, liters	Gasoline	Diesel	Gasoline	Diesel
1,480.52	417.81	1,233.71	450.00	246.81	-32.19	17%	-8%

Monthly Saving in Gasoline, liters = Jan to June, 2019 Ave. Monthly Gasoline consumption - Present Month's gasoline consumption

Monthly Saving in Diesel, liters = Jan to June, 2019 Ave. Monthly Diesel consumption - Present Month's blended diesel consumption

% Savings = 
$$\frac{\text{Monthly Savings}}{\text{Average Monthly Consumption from Jan. to Jun. 2019}} \times 100$$

Prepared by:

JOCELYN PATRICE L. DECO  
Energy Conservation Officer



# "ANNEX B"

**DEPARTMENT OF ENERGY**  
**Energy Center, Rizal Drive, Bonifacio Global City, Taguig City**  
**Telefax: (632) 8840-2243, Email: doe.gemp@gmail.com**

**GOVERNMENT ENERGY MANAGEMENT PROGRAM**  
**Monthly Fuel Consumption Report 2022**  
**February 2022**

**Agency:** Tourism Promotions Board

**Telephone Nos.:** +63 2 8525.9318 to 27

**Address:** 4th Floor, Legaspi Towers 300, Roxas Blvd corner P. Ocampo, Sr. St., Malate, Manila


**Fax Nos.:** +63 2 8521.6165 /8828.3314

**Region:** National Capital Region

Month	Monthly Consumption Baseline, 2019						Monthly Consumption, 2022					
	GASOLINE			DIESEL			GASOLINE			DIESEL		
	Gasoline liters	Total Km Travelled	Km/Liter	Diesel liters	Total Km Travelled	Km/Liter	Gasoline liters	Total Km Travelled	Km/Liter	Diesel liters	Total Km Travelled	Km/Liter
January	1,132.91	no data available	no data available	523.77	no data available	no data available	1,233.71	13,419.00	10.88	450.00	4,602.00	10.23
February	1,280.98	no data available	no data available	369.29	no data available	no data available	1,543.27	14,397.00	9.33	564.76	4,920.00	8.71
March	1,683.17	no data available	no data available	332.55	no data available	no data available						
April	1,506.91	no data available	no data available	257.31	no data available	no data available						
May	1,806.20	no data available	no data available	487.12	no data available	no data available						
June	1,472.94	no data available	no data available	536.82	no data available	no data available						
July	1,580.98	no data available	no data available	461.69	no data available	no data available						
August	1,015.39	no data available	no data available	757.12	no data available	no data available						
September	1,368.66	no data available	no data available	718.21	no data available	no data available						
October	1,545.94	no data available	no data available	451.39	no data available	no data available						
November	1,266.94	no data available	no data available	665.91	no data available	no data available						
December	1,216.48	no data available	no data available	440.68	no data available	no data available						
<b>Total</b>	<b>16,877.50</b>			<b>6,001.86</b>			<b>2,776.98</b>			<b>1,014.76</b>		

**Note:** The information contained in this report is for the above-named facility only.

**Prepared by:**

  
**LEAH MARIE C. SY**  
 Acting Head, Administrative Department  
 Energy Efficiency and Conservation Focal Person

**Noted by:**

**JOCELYN PATRICE L. DECO**  
 Deputy Chief Operating Officer for Corporate Affairs  
 Energy Efficiency and Conservation Officer



# "ANNEX B2"

**DEPARTMENT OF ENERGY**  
**Energy Center, Rizal Drive, Bonifacio Global City, Taguig City**  
**Telefax: (632) 8840-2243, Email: doe.gemp@gmail.com**

**GOVERNMENT ENERGY MANAGEMENT PROGRAM**  
**Monthly Fuel Consumption Report 2022**  
**February 2022**

**Agency :** Tourism Promotions Board **Telephone Nos.:** +63 2 8525.9318 to 27  
**Address :** 4th Floor, Legaspi Towers 300, Roxas Blvd corner P. Ocampo, Sr. St., Malate, Manila **Fax Nos.:** +63 2 8521.6165 /8828.3314

January - June 2019 Average Monthly Consumption		Monthly Fuel Consumption		Monthly Savings		Percent Savings	
Gasoline, liters	Diesel, liters	Gasoline, liters	Diesel, liters	Gasoline	Diesel	Gasoline	Diesel
1,480.52	417.81	1,543.27	564.76	-62.75	-146.95	-4%	-35%

Note: The number of TPB personnel who availed of the TPB shuttle service provided during Alert Level 2 in Feb. 2022 increased compared to the previous month, with 80% physically reporting from 60% previously.  
 Monthly Saving in Gasoline, liters =  $\frac{\text{Jan to June, 2019 Ave. Monthly Gasoline consumption} - \text{Present Month's gasoline consumption}}{\text{Jan to June, 2019 Ave. Monthly Gasoline consumption}} \times 100$

Monthly Saving in Diesel, liters =  $\frac{\text{Jan to June, 2019 Ave. Monthly Diesel consumption} - \text{Present Month's blended diesel consumption}}{\text{Jan to June, 2019 Ave. Monthly Diesel consumption}} \times 100$

$$\% \text{ Savings} = \frac{\text{Monthly Savings}}{\text{Average Monthly Consumption from Jan. to Jun. 2019}} \times 100$$

**Prepared by:** JOCELYN PATRICE L. DECO  
**Energy Conservation Officer**



## "ANNEX A"

**DEPARTMENT OF ENERGY**  
Energy Center, Rizal Drive, Bonifacio Global City, Taguig City  
Telefax: (632) 8840-2243, Email: doe.gemp@gmail.com

**GOVERNMENT ENERGY MANAGEMENT PROGRAM**  
**Monthly Electricity Consumption Report 2022**  
February 2022

**Agency:** Tourism Promotions Board

**Telephone Nos.:** +63 2 8525.9318 to 27

**Address:** 4th Floor, Legaspi Towers 300, Roxas Blvd corner P. Ocampo, Sr. St., Malate, Manila

**Fax Nos.:** +63 2 8521.6165 /8828.3314

**Region:** National Capital Region

A	B	C	D	E	F	G
Month	Monthly Consumption Baseline, 2019	Building Description	Gross Area (square meters)	Air-Conditioned Area (square meters)	Number of Occupants	Monthly Consumption, kWh
January	25,840.10	Office spaces (11 units)	2,507.23	2,226.68	39	10,930.00
February	25,840.10	Office spaces (11 units)	2,507.23	2,226.68	78	14,801.00
March						
April						
May						
June						
July						
August						
September						
October						
November						
December						
Average					59	12,865.50

Prepared by:

  
**LEAH MARIE C. SY**

Acting Head, Administrative Department  
Energy Efficiency and Conservation Focal Person

Noted by:

**JOCELYN PATRICE L. DECO**

Deputy Chief Operating Officer for Corporate Affairs  
Energy Efficiency and Conservation Officer



# "ANNEX B1"

**DEPARTMENT OF ENERGY**  
 Energy Center, Rizal Drive, Bonifacio Global City, Taguig City  
 Telefax: (632) 8840-2243, Email: doe.gemp@gmail.com

## GOVERNMENT ENERGY MANAGEMENT PROGRAM Monthly Electricity Consumption Report 2022 February 2022

**Agency :** Tourism Promotions Board **Telephone Nos.:** +63 2 8525.9318 to 27  
**Address :** 4th Floor, Legaspi Towers 300, Roxas Blvd corner P. Ocampo, Sr. St., Malate, Manila **Fax Nos.:** +63 2 8521.6165 /8828.3314

A	B	C	D	E	F	G	H
Building Description	Gross Area (square meters)	Air-Conditioned Area (square meters)	Number of Occupants	January - June 2019 Average Monthly Consumption, kWh	Monthly Consumption, kWh	Monthly Savings*	
						kWh	Percent, %
Office spaces (11 units)	2,507.23	2,226.68	78 *	25,840.10	14,801.00	11,039.10	43%

\* average number of occupants in February 2022

(Add rows when necessary)

$$\text{kWh Savings (G)} = E - F$$

$$\% \text{ Savings (H)} = \frac{G}{E} \times 100$$

Prepared by: JOCELYN PATRICE L. DECO  
 Energy Conservation Officer





# "ANNEX B"

**DEPARTMENT OF ENERGY**  
**Energy Center, Rizal Drive, Bonifacio Global City, Taguig City**  
**Telefax: (632) 8840-2243, Email: doe.gemp@gmail.com**

**GOVERNMENT ENERGY MANAGEMENT PROGRAM**  
**Monthly Fuel Consumption Report 2022**  
**March 2022**

**Agency:** Tourism Promotions Board

**Telephone Nos.:** +63 2 8525.9318 to 27

**Address:** 4th Floor, Legaspi Towers 300, Roxas Blvd corner P. Ocampo, Sr. St., Malate, Manila

**Fax Nos.:** +63 2 8521.6165 /8828.3314


**Region:** National Capital Region

Month	Monthly Consumption Baseline, 2019						Monthly Consumption, March 2022					
	GASOLINE			DIESEL			GASOLINE			DIESEL		
	Gasoline liters	Total Km Travelled	Km/Liter	Diesel liters	Total Km Travelled	Km/Liter	Gasoline liters	Total Km Travelled	Km/Liter	Diesel liters	Total Km Travelled	Km/Liter
January	1,132.91	no data available	no data available	523.77	no data available	no data available	1,233.71	13,419.00	10.88	450.00	4,602.00	10.23
February	1,280.98	no data available	no data available	369.29	no data available	no data available	1,543.27	14,397.00	9.33	564.76	4,920.00	8.71
March	1,683.17	no data available	no data available	332.55	no data available	no data available	1,531.59	12,316.00	8.04	1,604.52	13,281.00	8.28
April	1,506.91	no data available	no data available	257.31	no data available	no data available						
May	1,806.20	no data available	no data available	487.12	no data available	no data available						
June	1,472.94	no data available	no data available	536.82	no data available	no data available						
July	1,580.98	no data available	no data available	461.69	no data available	no data available						
August	1,015.39	no data available	no data available	757.12	no data available	no data available						
September	1,368.66	no data available	no data available	718.21	no data available	no data available						
October	1,545.94	no data available	no data available	451.39	no data available	no data available						
November	1,266.94	no data available	no data available	665.91	no data available	no data available						
December	1,216.48	no data available	no data available	440.68	no data available	no data available						
<b>Total</b>	<b>16,877.50</b>			<b>6,001.86</b>			<b>4,308.57</b>			<b>2,619.28</b>		


Decreased savings is due to increased mobility of the office relative to on-site/face-to-face implementation of projects upon declaration of Alert Level 1 of the IATF.

**Note: The information contained in this report is for the above-named facility only.**

**Prepared by:**

  
**LEAH MARIE C. SY**  
 Acting Head, Administrative Department  
 Energy Efficiency and Conservation Focal Person

**Noted by:**

  
**JOCELYN PATRICE L. DECO**  
 Deputy Chief Operating Officer for Corporate Affairs  
 Energy Efficiency and Conservation Officer



## "ANNEX B2"

**DEPARTMENT OF ENERGY**  
Energy Center, Rizal Drive, Bonifacio Global City, Taguig City  
Telefax: (632) 8840-2243, Email: doe.gemp@gmail.com

**GOVERNMENT ENERGY MANAGEMENT PROGRAM**  
**Monthly Fuel Consumption Report 2022**  
March 2022

**Agency :** Tourism Promotions Board

**Telephone Nos.:** +63 2 8525.9318 to 27

**Address :** 4th Floor, Legaspi Towers 300, Roxas Blvd corner P. Ocampo, Sr. St., Malate, Manila

**Fax Nos.:** +63 2 8521.6165 /8828.3314

January - June 2019 Average Monthly Consumption		Monthly Fuel Consumption		Monthly Savings		Percent Savings	
Gasoline, liters	Diesel, liters	Gasoline, liters	Diesel, liters	Gasoline	Diesel	Gasoline	Diesel
1,480.52	417.81	1,531.59	1,604.52	-51.07	-1,186.71	-3%	-284%

Monthly Saving in Gasoline, liters = Jan to June, 2019 Ave. Monthly Gasoline consumption - Present Month's gasoline consumption

Monthly Saving in Diesel, liters = Jan to June, 2019 Ave. Monthly Diesel consumption - Present Month's blended diesel consumption

$$\% \text{ Savings} = \frac{\text{Monthly Savings}}{\text{Average Monthly Consumption from Jan. to Jun. 2019}} \times 100$$

Prepared by:

  
JOCELYN PATRICE L. DECO  
Energy Conservation Officer



## "ANNEX A"

### DEPARTMENT OF ENERGY

Energy Center, Rizal Drive, Bonifacio Global City, Taguig City  
Telefax: (632) 8840-2243, Email: doe.gemp@gmail.com

### GOVERNMENT ENERGY MANAGEMENT PROGRAM Monthly Electricity Consumption Report 2022 March 2022

**Agency:** Tourism Promotions Board

**Telephone Nos.:** +63 2 8525.9318 to 27


**Address:** 4th Floor, Legaspi Towers 300, Roxas Blvd corner P. Ocampo, Sr. St., Malate, Manila

**Fax Nos.:** +63 2 8521.6165 /8828.3314


**Region:** National Capital Region

A	B	C	D	E	F	G
Month	Monthly Consumption Baseline, 2019	Building Description	Gross Area (square meters)	Air-Conditioned Area (square meters)	Number of Occupants	Monthly Consumption, kWh
January	25,840.10	Office spaces (11 units)	2,507.23	2,226.68	39	10,930.00
February	25,840.10	Office spaces (11 units)	2,507.23	2,226.68	78	14,801.00
March	25,840.10	Office spaces (11 units)	2,507.23	2,226.68	197	18,970.00
April						
May						
June						
July						
August						
September						
October						
November						
December						
Average					105	14,900.33

Prepared by:

  
**LEAH MARIE C. SY**  
Acting Head, Administrative Department  
Energy Efficiency and Conservation Focal Person

Noted by:

  
**JOCELYN PATRICE L. DECO**  
Deputy Chief Operating Officer for Corporate Affairs  
Energy Efficiency and Conservation Officer



## "ANNEX B1"

**DEPARTMENT OF ENERGY**  
Energy Center, Rizal Drive, Bonifacio Global City, Taguig City  
Telefax: (632) 8840-2243, Email: doe.gemp@gmail.com

**GOVERNMENT ENERGY MANAGEMENT PROGRAM**  
**Monthly Electricity Consumption Report 2022**  
March 2022

**Agency :** Tourism Promotions Board **Telephone Nos.:** +63 2 8525.9318 to 27  
**Address :** 4th Floor, Legaspi Towers 300, Roxas Blvd corner P. Ocampo, Sr. St., Malate, Manila **Fax Nos.:** +63 2 8521.6165 /8828.3314

A	B	C	D	E	F	G	H
Building Description	Gross Area (square meters)	Air-Conditioned Area (square meters)	Number of Occupants	January - June 2019 Average Monthly Consumption, kWh	Monthly Consumption, kWh	Monthly Savings*	
						kWh	Percent, %
Office spaces (11 units)	2,507.23	2,226.68	197	25,840.10	18,970.00	6,870.10	27%

(Add rows when necessary)

kWh Savings (G) = E - F

% Savings (H) =  $\frac{G}{E} \times 100$

Prepared by:

  
JOCELYN PATRICE L. DECO  
Energy Conservation Officer



## "ANNEX B"

**DEPARTMENT OF ENERGY**  
**Energy Center, Rizal Drive, Bonifacio Global City, Taguig City**  
**Telefax: (632) 8840-2243, Email: doe.gemp@gmail.com**

**GOVERNMENT ENERGY MANAGEMENT PROGRAM**  
**Monthly Fuel Consumption Report 2022**  
**April 2022**

**Agency:** Tourism Promotions Board

**Telephone Nos.:** +63 2 8525.9318 to 27

**Address:** 4th Floor, Legaspi Towers 300, Roxas Blvd corner P. Ocampo, Sr. St., Malate, Manila

**Fax Nos.:** +63 2 8521.6165 /8828.3314


**Region:** National Capital Region

Month	Monthly Consumption Baseline, 2019						Monthly Consumption, April 2022					
	GASOLINE			DIESEL			GASOLINE			DIESEL		
	Gasoline liters	Total Km Travelled	Km/Liter	Diesel liters	Total Km Travelled	Km/Liter	Gasoline liters	Total Km Travelled	Km/Liter	Diesel liters	Total Km Travelled	Km/Liter
January	1,132.91	no data available	no data available	523.77	no data available	no data available	1,233.71	13,419.00	10.88	450.00	4,602.00	10.23
February	1,280.98	no data available	no data available	369.29	no data available	no data available	1,543.27	14,397.00	9.33	564.76	4,920.00	8.71
March	1,683.17	no data available	no data available	332.55	no data available	no data available	1,531.59	12,316.00	8.04	1,604.52	13,281.00	8.28
April	1,506.91	no data available	no data available	257.31	no data available	no data available	1,023.43	8,846.00	8.64	1,700.07	8,815.00	5.19
May	1,806.20	no data available	no data available	487.12	no data available	no data available						
June	1,472.94	no data available	no data available	536.82	no data available	no data available						
July	1,580.98	no data available	no data available	461.69	no data available	no data available						
August	1,015.39	no data available	no data available	757.12	no data available	no data available						
September	1,368.66	no data available	no data available	718.21	no data available	no data available						
October	1,545.94	no data available	no data available	451.39	no data available	no data available						
November	1,266.94	no data available	no data available	665.91	no data available	no data available						
December	1,216.48	no data available	no data available	440.68	no data available	no data available						
<b>Total</b>	<b>16,877.50</b>			<b>6,001.86</b>			<b>5,332.00</b>			<b>4,319.35</b>		

Increase in diesel consumption is due to the official travel to Tuguegarao, Bataan, Pampanga, Tagaytay and other official business related to the WTTC event in April 2022.

**Note: The information contained in this report is for the above-named facility only.**

**Prepared by:**

  
**LEAH MARIE C. SY**  
 Acting Head, Administrative Department  
 Energy Efficiency and Conservation Focal Person

**Noted by:**

  
**JOCELYN PATRICE L. DECO**  
 Deputy Chief Operating Officer for Corporate Affairs  
 Energy Efficiency and Conservation Officer



"ANNEX B2"

**DEPARTMENT OF ENERGY**  
Energy Center, Rizal Drive, Bonifacio Global City, Taguig City  
Telefax: (632) 8840-2243, Email: doe.gemp@gmail.com

**GOVERNMENT ENERGY MANAGEMENT PROGRAM**  
**Monthly Fuel Consumption Report 2022**  
**April 2022**

**Agency :** Tourism Promotions Board

**Telephone Nos.:** +63 2 8525.9318 to 27

**Address :** 4th Floor, Legaspi Towers 300, Roxas Blvd corner P. Ocampo, Sr. St., Malate, Manila

**Fax Nos.:** +63 2 8521.6165 /8828.3314

January - June 2019 Average Monthly Consumption		Monthly Fuel Consumption		Monthly Savings		Percent Savings	
Gasoline, liters	Diesel, liters	Gasoline, liters	Diesel, liters	Gasoline	Diesel	Gasoline	Diesel
1,480.52	417.81	1,023.43	1,700.07	457.09	-1,282.26	31%	-307%

Note: Increase in diesel consumption is due to the official travel to Tuguegarao, Bataan, Pampanga, Tagaytay and other official business related to the WTTC event in April 2022

Monthly Saving in Gasoline, liters =  $\frac{\text{Jan to June, 2019 Ave. Monthly Gasoline consumption} - \text{Present Month's gasoline consumption}}{\text{Present Month's gasoline consumption}} \times 100$

Monthly Saving in Diesel, liters =  $\frac{\text{Jan to June, 2019 Ave. Monthly Diesel consumption} - \text{Present Month's blended diesel consumption}}{\text{Present Month's blended diesel consumption}} \times 100$

**% Savings =**  $\frac{\text{Monthly Savings}}{\text{Average Monthly Consumption from Jan. to Jun. 2019}} \times 100$

**Prepared by:**

JOCELYN PATRICE L. DECO

Energy Conservation Officer



## "ANNEX A"

### DEPARTMENT OF ENERGY

Energy Center, Rizal Drive, Bonifacio Global City, Taguig City  
Telefax: (632) 8840-2243, Email: doe.gemp@gmail.com

### GOVERNMENT ENERGY MANAGEMENT PROGRAM Monthly Electricity Consumption Report 2022 April 2022

**Agency:** Tourism Promotions Board

**Telephone Nos.:** +63 2 8525.9318 to 27


**Address:** 4th Floor, Legaspi Towers 300, Roxas Blvd corner P. Ocampo, Sr. St., Malate, Manila

**Fax Nos.:** +63 2 8521.6165 /8828.3314


**Region:** National Capital Region

A	B	C	D	E	F	G
Month	Monthly Consumption Baseline, 2019	Building Description	Gross Area (square meters)	Air-Conditioned Area (square meters)	Number of Occupants	Monthly Consumption, kWh
January	25,840.10	Office spaces (11 units)	2,507.23	2,226.68	39	10,930.00
February	25,840.10	Office spaces (11 units)	2,507.23	2,226.68	78	14,801.00
March	25,840.10	Office spaces (11 units)	2,507.23	2,226.68	197	18,970.00
April	25,840.10	Office spaces (11 units)	2,507.23	2,226.68	197	21,324.00
May						
June						
July						
August						
September						
October						
November						
December						
Average					128	16,506.25

Prepared by:

  
**LEAH MARIE C. SY**  
Acting Head, Administrative Department  
Energy Efficiency and Conservation Focal Person

Noted by:

  
**JOCELYN PATRICE L. DECO**  
Deputy Chief Operating Officer for Corporate Affairs  
Energy Efficiency and Conservation Officer



## "ANNEX B1"

**DEPARTMENT OF ENERGY**  
Energy Center, Rizal Drive, Bonifacio Global City, Taguig City  
Telefax: (632) 8840-2243, Email: doe.gemp@gmail.com

**GOVERNMENT ENERGY MANAGEMENT PROGRAM**  
**Monthly Electricity Consumption Report 2022**  
April 2022

**Agency :** Tourism Promotions Board **Telephone Nos.:** +63 2 8525.9318 to 27  
**Address :** 4th Floor, Legaspi Towers 300, Roxas Blvd corner P. Ocampo, Sr. St., Malate, Manila **Fax Nos.:** +63 2 8521.6165 /8828.3314

A	B	C	D	E	F	G	H
Building Description	Gross Area (square meters)	Air-Conditioned Area (square meters)	Number of Occupants	January - June 2019 Average Monthly Consumption, kWh	Monthly Consumption, kWh	Monthly Savings*	
						kWh	Percent, %
Office spaces (11 units)	2,507.23	2,226.68	197	25,840.10	21,324.00	4,516.10	17%

(Add rows when necessary)

kWh Savings (G) = E - F

% Savings (H) =  $\frac{G}{E} \times 100$

Prepared by:

  
JOCELYN PATRICE L. DECO  
Energy Conservation Officer





## "ANNEX B"

DEPARTMENT OF ENERGY  
Energy Center, Rizal Drive, Bonifacio Global City, Taguig City  
Telefax: (632) 8840-2243, Email: doe.gemp@gmail.com

GOVERNMENT ENERGY MANAGEMENT PROGRAM  
Monthly Fuel Consumption Report 2022  
May 2022

Agency: Tourism Promotions Board

Telephone Nos.: +63 2 8525.9318 to 27

Address: 4th Floor, Legaspi Towers 300, Roxas Blvd corner P. Ocampo, Sr. St., Malate, Manila

Fax Nos.: +63 2 8521.6165 /8828.3314


Region: National Capital Region

Month	Monthly Consumption Baseline, 2019						Monthly Consumption, May 2022					
	GASOLINE			DIESEL			GASOLINE			DIESEL		
	Gasoline liters	Total Km Travelled	Km/Liter	Diesel liters	Total Km Travelled	Km/Liter	Gasoline liters	Total Km Travelled	Km/Liter	Diesel liters	Total Km Travelled	Km/Liter
January	1,132.91	no data available	no data available	523.77	no data available	no data available	1,233.71	13,419.00	10.88	450.00	4,602.00	10.23
February	1,280.98	no data available	no data available	369.29	no data available	no data available	1,543.27	14,397.00	9.33	564.76	4,920.00	8.71
March	1,683.17	no data available	no data available	332.55	no data available	no data available	1,531.59	12,316.00	8.04	1,604.52	13,281.00	8.28
April	1,506.91	no data available	no data available	257.31	no data available	no data available	1,023.43	8,846.00	8.64	1,700.07	8,815.00	5.19
May	1,806.20	no data available	no data available	487.12	no data available	no data available	1,122.02	8,876.00	7.91	1,395.75	9,438.00	6.76
June	1,472.94	no data available	no data available	536.82	no data available	no data available						
July	1,580.98	no data available	no data available	461.69	no data available	no data available						
August	1,015.39	no data available	no data available	757.12	no data available	no data available						
September	1,368.66	no data available	no data available	718.21	no data available	no data available						
October	1,545.94	no data available	no data available	451.39	no data available	no data available						
November	1,266.94	no data available	no data available	665.91	no data available	no data available						
December	1,216.48	no data available	no data available	440.68	no data available	no data available						
Total	16,877.50			6,001.86			6,454.02			5,715.10		


Note: With travel order for Pampanga and Bicol in May 2022. Disposed gasoline unit, and acquired new diesel units.

Note: The information contained in this report is for the above-named facility only.

Prepared by:

  
LEAH MARIE C. SY  
Acting Head, Administrative Department  
Energy Efficiency and Conservation Focal Person

Noted by:

  
JOCELYN PATRICE L. DECO  
Deputy Chief Operating Officer for Corporate Affairs  
Energy Efficiency and Conservation Officer



"ANNEX B2"

**DEPARTMENT OF ENERGY**  
Energy Center, Rizal Drive, Bonifacio Global City, Taguig City  
Telefax: (632) 8840-2243, Email: doe.gemp@gmail.com

**GOVERNMENT ENERGY MANAGEMENT PROGRAM**  
**Monthly Fuel Consumption Report 2022**  
May 2022

**Agency :** Tourism Promotions Board

**Telephone Nos.:** +63 2 8525.9318 to 27

**Address :** 4th Floor, Legaspi Towers 300, Roxas Blvd corner P. Ocampo, Sr. St., Malate, Manila

**Fax Nos.:** +63 2 8521.6165 /8828.3314

January - June 2019 Average Monthly Consumption		Monthly Fuel Consumption		Monthly Savings		Percent Savings	
Gasoline, liters	Diesel, liters	Gasoline, liters	Diesel, liters	Gasoline	Diesel	Gasoline	Diesel
1,480.52	417.81	1,122.02	1,395.75	358.50	-977.94	24%	-234%

Monthly Saving in Gasoline, liters = Jan to June, 2019 Ave. Monthly Gasoline consumption - Present Month's gasoline consumption

Monthly Saving in Diesel, liters = Jan to June, 2019 Ave. Monthly Diesel consumption - Present Month's blended diesel consumption

$$\% \text{ Savings} = \frac{\text{Monthly Savings}}{\text{Average Monthly Consumption from Jan. to Jun. 2019}} \times 100$$

Prepared by:

  
**JOCELYN PATRICE L. DECO**  
Energy Conservation Officer



## "ANNEX A"

### DEPARTMENT OF ENERGY

Energy Center, Rizal Drive, Bonifacio Global City, Taguig City  
Telefax: (632) 8840-2243, Email: doe.gemp@gmail.com

### GOVERNMENT ENERGY MANAGEMENT PROGRAM Monthly Electricity Consumption Report 2022 May 2022

**Agency:** Tourism Promotions Board

**Telephone Nos.:** +63 2 8525.9318 to 27


**Address:** 4th Floor, Legaspi Towers 300, Roxas Blvd corner P. Ocampo, Sr. St., Malate, Manila

**Fax Nos.:** +63 2 8521.6165 /8828.3314

**Region:** National Capital Region

A	B	C	D	E	F	G
Month	Monthly Consumption Baseline, 2019	Building Description	Gross Area (square meters)	Air-Conditioned Area (square meters)	Number of Occupants	Monthly Consumption, kWh
January	25,840.10	Office spaces (11 units)	2,507.23	2,226.68	39	10,930.00
February	25,840.10	Office spaces (11 units)	2,507.23	2,226.68	78	14,801.00
March	25,840.10	Office spaces (11 units)	2,507.23	2,226.68	197	18,970.00
April	25,840.10	Office spaces (11 units)	2,507.23	2,226.68	197	21,324.00
May	25,840.10	Office spaces (11 units)	2,507.23	2,226.68	197	22,442.00
June						
July						
August						
September						
October						
November						
December						
Average					142	17,693.40

Prepared by:

  
**LEAH MARIE C. SY**  
Acting Head, Administrative Department  
Energy Efficiency and Conservation Focal Person

Noted by:

  
**JOCELYN PATRICE L. DECO**  
Deputy Chief Operating Officer for Corporate Affairs  
Energy Efficiency and Conservation Officer



## "ANNEX B1"

**DEPARTMENT OF ENERGY**  
Energy Center, Rizal Drive, Bonifacio Global City, Taguig City  
Telefax: (632) 8840-2243, Email: doe.gemp@gmail.com

**GOVERNMENT ENERGY MANAGEMENT PROGRAM**  
**Monthly Electricity Consumption Report 2022**  
May 2022

**Agency :** Tourism Promotions Board **Telephone Nos.:** +63 2 8525.9318 to 27  
**Address :** 4th Floor, Legaspi Towers 300, Roxas Blvd corner P. Ocampo, Sr. St., Malate, Manila **Fax Nos.:** +63 2 8521.6165 /8828.3314

A	B	C	D	E	F	G	H
Building Description	Gross Area (square meters)	Air-Conditioned Area (square meters)	Number of Occupants	January - June 2019 Average Monthly Consumption, kWh	Monthly Consumption, kWh	Monthly Savings*	
						kWh	Percent, %
Office spaces (11 units)	2,507.23	2,226.68	197	25,840.10	22,442.00	3,398.10	13%

(Add rows when necessary)

kWh Savings (G) = E - F

% Savings (H) =  $\frac{G}{E} \times 100$

Prepared by:

  
JOCELYN PATRICE L. DECO

Energy Conservation Officer 



## "ANNEX B"

DEPARTMENT OF ENERGY  
Energy Center, Rizal Drive, Bonifacio Global City, Taguig City  
Telefax: (632) 8840-2243, Email: doe.gemp@gmail.com

GOVERNMENT ENERGY MANAGEMENT PROGRAM  
Monthly Fuel Consumption Report 2022  
June 2022

Agency: Tourism Promotions Board

Telephone Nos.: +63 2 8525.9318 to 27

Address: 4th Floor, Legaspi Towers 300, Roxas Blvd corner P. Ocampo, Sr. St., Malate, Manila

Fax Nos.: +63 2 8521.6165 /8828.3314

Region: National Capital Region

Month	Monthly Consumption Baseline, 2019						Monthly Consumption, June 2022					
	GASOLINE			DIESEL			GASOLINE			DIESEL		
	Gasoline liters	Total Km Travelled	Km/Liter	Diesel liters	Total Km Travelled	Km/Liter	Gasoline liters	Total Km Travelled	Km/Liter	Diesel liters	Total Km Travelled	Km/Liter
January	1,132.91	no data available	no data available	523.77	no data available	no data available	1,233.71	13,419.00	10.88	450.00	4,602.00	10.23
February	1,280.98	no data available	no data available	369.29	no data available	no data available	1,543.27	14,397.00	9.33	564.76	4,920.00	8.71
March	1,683.17	no data available	no data available	332.55	no data available	no data available	1,531.59	12,316.00	8.04	1,604.52	13,281.00	8.28
April	1,506.91	no data available	no data available	257.31	no data available	no data available	1,023.43	8,846.00	8.64	1,700.07	8,815.00	5.19
May	1,806.20	no data available	no data available	487.12	no data available	no data available	1,122.02	8,876.00	7.91	1,395.75	9,438.00	6.76
June	1,472.94	no data available	no data available	536.82	no data available	no data available	984.97	9,009.00	9.15	1,515.89	10,452.00	6.89
July	1,580.98	no data available	no data available	461.69	no data available	no data available						
August	1,015.39	no data available	no data available	757.12	no data available	no data available						
September	1,368.66	no data available	no data available	718.21	no data available	no data available						
October	1,545.94	no data available	no data available	451.39	no data available	no data available						
November	1,266.94	no data available	no data available	665.91	no data available	no data available						
December	1,216.48	no data available	no data available	440.68	no data available	no data available						
Total	16,877.50			6,001.86			7,438.99			7,230.99		

Note: The information contained in this report is for the above-named facility only.

Prepared by:

LEAH MARIE C. SY  
Acting Head, Administrative Department  
Energy Efficiency and Conservation Focal Person

Noted by:

JOCELYN PATRICE L. DECO  
Deputy Chief Operating Officer for Corporate Affairs  
Energy Efficiency and Conservation Officer



"ANNEX B2"

DEPARTMENT OF ENERGY  
Energy Center, Rizal Drive, Bonifacio Global City, Taguig City  
Telefax: (632) 8840-2243, Email: doe.gemp@gmail.com

GOVERNMENT ENERGY MANAGEMENT PROGRAM  
Monthly Fuel Consumption Report 2022  
June 2022

Agency : Tourism Promotions Board

Telephone Nos.: +63 2 8525.9318 to 27

Address : 4th Floor, Legaspi Towers 300, Roxas Blvd corner P. Ocampo, Sr. St., Malate, Manila

Fax Nos.: +63 2 8521.6165 /8828.3314

January - June 2019 Average Monthly Consumption		Monthly Fuel Consumption		Monthly Savings		Percent Savings	
Gasoline, liters	Diesel, liters	Gasoline, liters	Diesel, liters	Gasoline	Diesel	Gasoline	Diesel
1,480.52	417.81	984.97	1,515.89	495.55	-1,098.08	33%	-263%

Monthly Saving in Gasoline, liters = Jan to June, 2019 Ave. Monthly Gasoline consumption - Present Month's gasoline consumption

Monthly Saving in Diesel, liters = Jan to June, 2019 Ave. Monthly Diesel consumption - Present Month's blended diesel consumption

% Savings = 
$$\frac{\text{Monthly Savings}}{\text{Average Monthly Consumption from Jan. to Jun. 2019}} \times 100$$

Prepared by:

JOCELYN PATRICE L. DECO  
Energy Conservation Officer





## "ANNEX A"

**DEPARTMENT OF ENERGY**  
Energy Center, Rizal Drive, Bonifacio Global City, Taguig City  
Telefax: (632) 8840-2243, Email: doe.gemp@gmail.com

**GOVERNMENT ENERGY MANAGEMENT PROGRAM**  
**Monthly Electricity Consumption Report 2022**  
June 2022

**Agency:** Tourism Promotions Board

**Telephone Nos.:** +63 2 8525.9318 to 27


**Address:** 4th Floor, Legaspi Towers 300, Roxas Blvd corner P. Ocampo, Sr. St., Malate, Manila

**Fax Nos.:** +63 2 8521.6165 /8828.3314


**Region:** National Capital Region

A	B	C	D	E	F	G
Month	Monthly Consumption Baseline, 2019	Building Description	Gross Area (square meters)	Air-Conditioned Area (square meters)	Number of Occupants	Monthly Consumption, kWh
January	25,840.10	Office spaces (11 units)	2,507.23	2,226.68	39	10,930.00
February	25,840.10	Office spaces (11 units)	2,507.23	2,226.68	78	14,801.00
March	25,840.10	Office spaces (11 units)	2,507.23	2,226.68	197	18,970.00
April	25,840.10	Office spaces (11 units)	2,507.23	2,226.68	197	21,324.00
May	25,840.10	Office spaces (11 units)	2,507.23	2,226.68	197	22,442.00
June	25,840.10	Office spaces (11 units)	2,507.23	2,226.68	197	26,791.00
July						
August						
September						
October						
November						
December						
Average					151	19,209.67

Prepared by:

  
LEAH MARIE C. SY  
Acting Head, Administrative Department  
Energy Efficiency and Conservation Focal Person

Noted by:

  
JOCELYN PATRICE L. DEGO  
Deputy Chief Operating Officer for Corporate Affairs  
Energy Efficiency and Conservation Officer



## "ANNEX B1"

### DEPARTMENT OF ENERGY

Energy Center, Rizal Drive, Bonifacio Global City, Taguig City  
Telefax: (632) 8840-2243, Email: doe.gemp@gmail.com

### GOVERNMENT ENERGY MANAGEMENT PROGRAM Monthly Electricity Consumption Report 2022 June 2022

Agency : Tourism Promotions Board

Telephone Nos.: +63 2 8525.9318 to 27

Address : 4th Floor, Legaspi Towers 300, Roxas Blvd corner P. Ocampo, Sr. St., Malate, Manila

Fax Nos.: +63 2 8521.6165 /8828.3314

A	B	C	D	E	F	G	H
Building Description	Gross Area (square meters)	Air-Conditioned Area (square meters)	Number of Occupants	January - June 2019 Average Monthly Consumption, kWh	Monthly Consumption, kWh	Monthly Savings*	
						kWh	Percent, %
Office spaces (11 units)	2,507.23	2,226.68	197	25,840.10	26,791.00	(950.90)	-4%

(Add rows when necessary)

kWh Savings (G) = E - F

% Savings (H) =  $\frac{G}{E} \times 100$

Prepared by:

  
JOCELYN PATRICE L. DECO  
Energy Conservation Officer





## "ANNEX B"

**DEPARTMENT OF ENERGY**  
**Energy Center, Rizal Drive, Bonifacio Global City, Taguig City**  
**Telefax: (632) 8840-2243, Email: doe.gemp@gmail.com**

**GOVERNMENT ENERGY MANAGEMENT PROGRAM**  
**Monthly Fuel Consumption Report 2022**  
**December 2022**

**Agency:** Tourism Promotions Board

**Telephone Nos.:** +63 2 8525.9318 to 27

**Address:** 4th Floor, Legaspi Towers 300, Roxas Blvd corner P. Ocampo, Sr. St., Malate, Manila

**Fax Nos.:** +63 2 8521.6165 /8828.3314

**Region:** National Capital Region

Month	Monthly Consumption Baseline, 2019						Monthly Consumption, December 2022					
	GASOLINE			DIESEL			GASOLINE			DIESEL		
	Gasoline liters	Total Km Travelled	Km/Liter	Diesel liters	Total Km Travelled	Km/Liter	Gasoline liters	Total Km Travelled	Km/Liter	Diesel liters	Total Km Travelled	Km/Liter
<b>January</b>	1,132.91	no data available	no data available	523.77	no data available	no data available	1,233.71	13,419.00	10.88	450.00	4,602.00	10.23
<b>February</b>	1,280.98	no data available	no data available	369.29	no data available	no data available	1,543.27	14,397.00	9.33	564.76	4,920.00	8.71
<b>March</b>	1,683.17	no data available	no data available	332.55	no data available	no data available	1,531.59	12,316.00	8.04	1,604.52	13,281.00	8.28
<b>April</b>	1,506.91	no data available	no data available	257.31	no data available	no data available	1,023.43	8,846.00	8.64	1,700.07	8,815.00	5.19
<b>May</b>	1,806.20	no data available	no data available	487.12	no data available	no data available	1,122.02	8,876.00	7.91	1,395.75	9,438.00	6.76
<b>June</b>	1,472.94	no data available	no data available	536.82	no data available	no data available	984.97	9,009.00	9.15	1,515.89	10,452.00	6.89
<b>July</b>	1,580.98	no data available	no data available	461.69	no data available	no data available	933.40	8,188.00	8.77	1,337.96	13,957.00	10.43
<b>August</b>	1,015.39	no data available	no data available	757.12	no data available	no data available	918.39	7,663.00	8.34	1,396.59	7,278.00	5.21
<b>September</b>	1,368.66	no data available	no data available	718.21	no data available	no data available	871.96	7,838.00	8.99	1,386.85	8,584.00	6.19
<b>October</b>	1,545.94	no data available	no data available	451.39	no data available	no data available	857.13	8,388.00	9.79	1,397.48	7,300.00	5.22
<b>November</b>	1,266.94	no data available	no data available	665.91	no data available	no data available	922.44	7,215.00	7.82	1,231.55	8,619.00	7.00
<b>December</b>	1,216.48	no data available	no data available	440.68	no data available	no data available	699.62	6,799.00	9.72	1,076.48	6,581.00	6.11
<b>Total</b>	<b>16,877.50</b>			<b>6,001.86</b>			<b>12,641.93</b>			<b>15,057.90</b>		

**Note:** The information contained in this report is for the above-named facility only.

**Prepared by:**

**JANET W. CANOY**

Manager, Administrative Department  
 Energy Efficiency and Conservation Focal Person

**Noted by:**

**ATTY. VENANCIO C. MANUEL III**

OIC, Deputy Chief Operating Officer for Corporate Affairs  
 Energy Efficiency and Conservation Officer



"ANNEX B2"

**DEPARTMENT OF ENERGY**  
Energy Center, Rizal Drive, Bonifacio Global City, Taguig City  
Telefax: (632) 8840-2243, Email: doe.gemp@gmail.com

**GOVERNMENT ENERGY MANAGEMENT PROGRAM**  
**Monthly Fuel Consumption Report 2022**  
**December 2022**

**Agency :** Tourism Promotions Board

**Telephone Nos.:** +63 2 8525.9318 to 27

**Address :** 4th Floor, Legaspi Towers 300, Roxas Blvd corner P. Ocampo, Sr. St., Malate, Manila

**Fax Nos.:** +63 2 8521.6165 /8828.3314

January - June 2019 Average Monthly Consumption		Monthly Fuel Consumption		Monthly Savings		Percent Savings	
Gasoline, liters	Diesel, liters	Gasoline, liters	Diesel, liters	Gasoline	Diesel	Gasoline	Diesel
1,480.52	417.81	699.62	1,076.48	780.90	-658.67	53%	-158%

Monthly Saving in Gasoline, liters = Jan to June, 2019 Ave. Monthly Gasoline consumption - Present Month's gasoline consumption

Monthly Saving in Diesel, liters = Jan to June, 2019 Ave. Monthly Diesel consumption - Present Month's blended diesel consumption

$$\% \text{ Savings} = \frac{\text{Monthly Savings}}{\text{Average Monthly Consumption from Jan. to Jun. 2019}} \times 100$$

**Prepared by:**

  
**ATTY. VENANCIO C. MANUEL III**

**Energy Conservation Officer**



# "ANNEX A"

**DEPARTMENT OF ENERGY**  
**Energy Center, Rizal Drive, Bonifacio Global City, Taguig City**  
**Telefax: (632) 8840-2243, Email: doe.gemp@gmail.com**

**GOVERNMENT ENERGY MANAGEMENT PROGRAM**  
**Monthly Electricity Consumption Report 2022**  
**December 2022**

**Agency:** Tourism Promotions Board

**Telephone Nos.:** +63 2 8525.9318 to 27

**Address:** 4th Floor, Legaspi Towers 300, Roxas Blvd corner P. Ocampo, Sr. St., Malate, Manila

**Fax Nos.:** +63 2 8521.6165 /8828.3314

**Region:** National Capital Region

A	B	C	D	E	F	G
Month	Monthly Consumption Baseline, 2019	Building Description	Gross Area (square meters)	Air-Conditioned Area (square meters)	Number of Occupants	Monthly Consumption, kWh
January	25,840.10	Office spaces (11 units)	2,507.23	2,226.68	39	10,930.00
February	25,840.10	Office spaces (11 units)	2,507.23	2,226.68	78	14,801.00
March	25,840.10	Office spaces (11 units)	2,507.23	2,226.68	197	18,970.00
April	25,840.10	Office spaces (11 units)	2,507.23	2,226.68	197	21,324.00
May	25,840.10	Office spaces (11 units)	2,507.23	2,226.68	197	22,442.00
June	25,840.10	Office spaces (11 units)	2,507.23	2,226.68	197	26,791.00
July	25,840.10	Office spaces (11 units)	2,507.23	2,226.68	191	23,742.00
August	25,840.10	Office spaces (11 units)	2,507.23	2,226.68	191	21,405.00
September	25,840.10	Office spaces (11 units)	2,507.23	2,226.68	185	22,131.00
October	25,840.10	Office spaces (11 units)	2,507.23	2,226.68	185	21,273.00
November	25,840.10	Office spaces (11 units)	2,507.23	2,226.68	188	17,442.00
December	25,840.10	Office spaces (11 units)	2,507.23	2,226.68	187	18,686.00
Average					169	19,994.75

Prepared by:

**JANET W. CANOY**

Manager, Administrative Department  
 Energy Efficiency and Conservation Focal Person

Noted by:

**ATTY. VENANCIO C. MANUEL III**

Acting Deputy Chief Operating Officer for Corporate Affairs  
 Energy Efficiency and Conservation Officer



## "ANNEX B1"

**DEPARTMENT OF ENERGY**  
Energy Center, Rizal Drive, Bonifacio Global City, Taguig City  
Telefax: (632) 8840-2243, Email: doe.gemp@gmail.com

**GOVERNMENT ENERGY MANAGEMENT PROGRAM**  
**Monthly Electricity Consumption Report 2022**  
December 2022

**Agency :** Tourism Promotions Board **Telephone Nos.:** +63 2 8525.9318 to 27  
**Address :** 4th Floor, Legaspi Towers 300, Roxas Blvd corner P. Ocampo, Sr. St., Malate, Manila **Fax Nos.:** +63 2 8521.6165 /8828.3314

A	B	C	D	E	F	G	H
Building Description	Gross Area (square meters)	Air-Conditioned Area (square meters)	Number of Occupants	January - June 2019 Average Monthly Consumption, kWh	Monthly Consumption, kWh	Monthly Savings*	
						kWh	Percent, %
Office spaces (11 units)	2,507.23	2,226.68	187	25,840.10	18,686.00	7,154.10	28%

(Add rows when necessary)

kWh Savings (G) = E - F

% Savings (H) =  $\frac{G}{E} \times 100$

Prepared by:

ATTY. VENANCIO C. MANUEL III

Energy Conservation Officer